

# MAX BR1 ENT

Enterprise Grade Router with LTE Failover



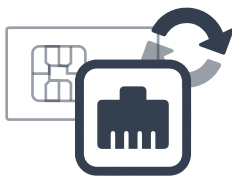
## LTE Highspeed Broadband Router

The BR1 ENT delivers blazing 300Mbps router throughput with automatic failover to LTE and comes without Wi-Fi, making it an ideal choice for deployments that demand high performance, and outstanding reliability.

Compatible With:



\*Selected models



## Highspeed Broadband with LTE backup

Stay online when connections fail with instant automatic failover. Connect a high-speed primary line and a backup LTE connection, and the BR1 ENT will seamlessly switch between wired and cellular links as needed to keep your connection stable and fast.

SpeedFusion<sup>™</sup>  
Bonding Technology



## SpeedFusion Hot Failover.

MAX BR automatically re-establishes your IPsec VPN connection on lower priority link when your primary WAN fails. Your VPN stays up, and you stay seamlessly connected.



## Meet Strict Security Compliance

Got a strict no-Wi-Fi security policy? Configured without Wi-Fi, the BR1 ENT is a great choice for deployments with compliance requirements.






## Certified for Tough Deployment

In addition to rugged metal enclosure, BR1 ENT has certifications on:  
Shock and vibration resistance (EN 61373:1999 IEC 61373:1999)  
RF Port Lightning Immunity (ITU-T K.20 (+/- 1.5 kV))  
Railway Applications (EN 50155)  
Electromagnetic Compatibility (EN 61000)

# Specifications

MAX BR1 ENT	
WAN Interface	1x USB Interface 1x GE 1x Embedded LTE Modem with Redundant SIM Slots
LAN Interface	2x GE
Router Throughput	300Mbps
Recommended Users	150
LTE Modem	Downlink/Uplink Datarate: 100Mbps/50Mbps
LTE-A Modem	Downlink/Uplink Datarate: 300Mbps/50Mbps
Cellular and GPS Antenna Connector	2x SMA Antenna Connectors 1x SMA GPS Antenna Connector (2x 2dBi Indoor 4G LTE Antennas Included)
Power Input	DC Jack/Terminal Block: 12V – 48V DC
Power Consumption	12W (max.)
Dimensions	5.8 x 5.0 x 1.6 inches 147 x 128 x 40 mm
Weight	0.96 pound 435 grams
Operating Temperature	-40° – 149°F -40° – 65°C
Humidity	15% – 95% (non-condensing)
Certifications	FCC, CE, RoHS, E-Mark RF Port Lightning Immunity: ITU-T K.20 (+/- 1.5 kV) EN 61373:1999 IEC 61373:1999 : Shock and Vibration Resistance: EN 50155: Railway Applications EN 61000: Electromagnetic Compatibility
Warranty	1-Year Limited Warranty



# Ordering Information

	Product Code	Carrier/Region	Embedded Modems	Cellular Standard	4G Bands	3G Bands
LTEA	MAX-BR1-ENT-LTEA-W-T	Worldwide	1	LTE Advanced	B1, B2, B3, B4, B5, B7, B8, B12, B13, B20, B25, B26, B29, B30, B41	WCDMA/HSPA+/DC-HSPA+: B1, B2, B3, B4, B5, B8
	MAX-BR1-ENT-LTEA-P-T	Asia-Pacific	1	LTE Advanced	B1, B3, B5, B7, B8, B18, B19, B21, B28, B38, B39, B40, B41	WCDMA/HSPA+/DC-HSPA+: B1, B5, B8, B9, B19 UMTS: B6 TD-SCDMA: B39
LTE	MAX-BR1-ENT-LTE-US-T	Verizon/Sprint/AT&T/T-Mobile	1	LTE	B2, B4, B5, B13, B17, B25	WCDMA/HSPA+/DC-HSPA+: B1, B2, B4, B5, B8 EV-DO Rev.A: BC0, BC1, BC10
	MAX-BR1-ENT-LTE-E-T	Europe/International	1	LTE	B1, B3, B5, B7, B8, B20, B38 (TDD), B40(TDD), B41 (TDD)	WCDMA/HSPA+/DC-HSPA+: B1, B5, B8

# Features

- WAN**
  - Support for PPPoE, Static IP, DHCP
  - WAN Link Health Check
  - Bandwidth Allowance Monitor
  - Support for Dynamic DNS services
  - WAN Port Convertible into LAN Port
- LAN**
  - DHCP Server for LAN Clients
  - Extended DHCP Options
  - DHCP Reservation
  - DNS Proxy for LAN Clients
  - VLAN on LAN Support
  - Per-Port VLAN Support
- Security**
  - Stateful Firewall
- DoS Prevention**
  - Web Blocking
  - Web Filtering Blacklist
- Complete VPN Solution**
  - PeppVPN / SpeedFusion Hot Failover
  - Site-to-Site VPN
  - Hot Failover
  - 256-bit AES Encryption
  - Pre-shared Key Authentication
  - Dynamic Routing
  - IPsec VPN (Network-to-Network)
- Networking**
  - NAT and IP Forwarding
  - Static Routes
  - Port Forwarding
  - Many to One, One to One NAT
- NAT Pool**
  - SIP ALG, H.323 ALG
  - UPnP, NAT-PMP
  - BGP, OSPFv2 and RIPv2 Support
- Advanced QoS**
  - User Groups
  - Individual Bandwidth Limit
  - Application Prioritization
  - SIP, HTTPS, VPN QoS
  - Custom Application QoS
- Device Management**
  - InControl 2 Cloud Management
  - Router Utility Mobile App
  - Active Client & Session Lists
  - Bandwidth Usage Statistics
- Web Reporting Services**
  - Syslog Service
  - SNMP v1, v2c and v3
- Global Positioning System**
  - Integrated GPS
  - Device Location Map
  - Location Tracking Data
  - Fleet Management with InControl 2
- Package Content**
  - MAX BR1 ENT
  - 12V2A Power Supply
  - 1x GPS Antenna
  - 2x 2dBi 4G LTE Antennas

